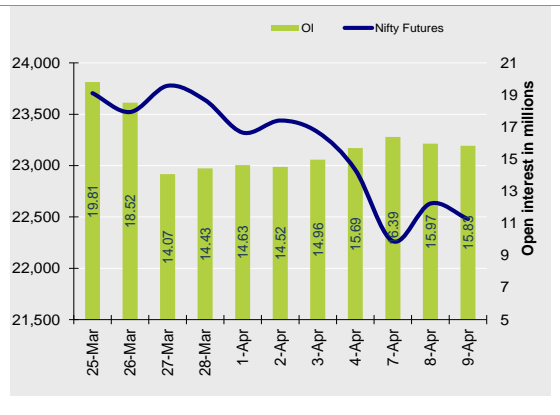


Nifty Snapshot

	Close	Prv Cl.	Ab chg	% chg
Spot	22,399.15	22,535.85	-136.70	-0.61
Futures	22,479.65	22,630.35	-150.70	-0.67
OI(ml shr)	15.83	15.97	-0.14	-0.88
Vol (lots)	99861	175605	-75744	-43.13
COC	80.50	94.50	-14.00	-14.8
PCR-OI	0.93	0.84	0.09	10.5

Nifty Futures Price v/s OI



Institutional Activity in previous trading session

(in Rs cr.)	Buy	Sell	Net
Index Futures	4435.72	5584.59	-1148.87
Index Options	2519734.52	2611389.38	-91654.86
Stock Futures	18627.63	19639.86	-1012.23
Stock Options	56655.37	58236.70	-1581.33
FII Cash	11,959.16	16,317.18	-4,358.02
DII Cash	13,990.17	11,013.51	2,976.66

Net FII Activity (in Rs cr.)

Date	Idx Fut	Stk Fut	Idx Opt	Cash
9-Apr	-1148.9	-1012.2	-91654.9	-4358
8-Apr	-331.2	-367.2	66127.6	-4994
7-Apr	-3334.9	1860.9	14633.2	-9040
4-Apr	-2276.2	-3763.8	31103.0	-3484
3-Apr	-1910.4	-2529.8	-18057.5	-2806
2-Apr	662.8	3800.3	-29722.4	-1539

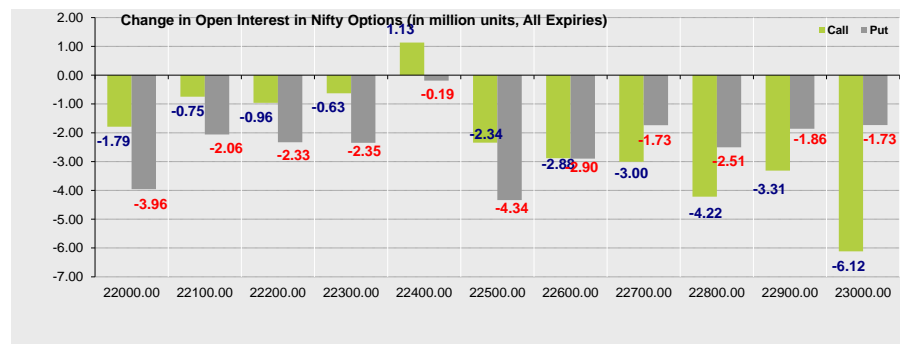
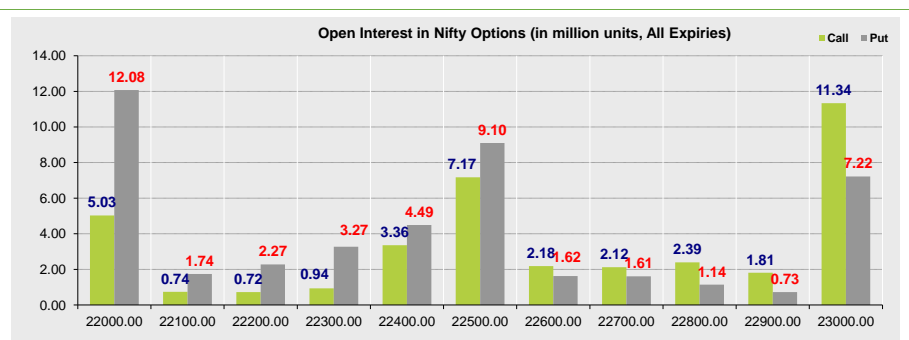
Technical Pivot (Intraday):

	S2	S1	PIVOT	R1	R2
NIFTY	22335	22410	22475	22545	22615
BANKNIFTY	49705	50090	50420	50800	51135

Summary

- Indian markets closed on negative note where selling was mainly seen in IT, Metals, Pharmaceutical Sectors. Nifty Apr Futures closed at 22479.65 (down 150.70 points) at a premium of 80.50 pts to spot.
- FII's were net sellers in Cash to the tune of 4358.02 Cr and were net sellers in index futures to the tune of 1148.87 Cr.
- India VIX increased by 4.83% to close at 21.43 touching an intraday high of 21.75.

Open Interest in Nifty Options:



- The above second chart shows previous trading day's change in Nifty options where Liquidation in OI were seen in 23000, 22900, 22800, 22600 strike Calls and at 22200, 22300 22500, 22600 strike Puts indicating market is likely to remain range bound in the near term.
- Highest OI build-up is seen at 23000 strike Calls and 22000 strike Puts, to the tune of 11.34mn and 12.08mn respectively.

Outlook on Nifty:

Index is likely to open on a gap up note today and is likely to remain range bound during the day.

(Price is in Rs; OI is in million units; Price chg and OI chg are in percentage) **NB RESEARCH**

Fresh Longs seen in:					Fresh Shorts seen in:				
Scrip	Price	Price chg	OI	OI Chg	Scrip	Price	Price chg	OI	OI Chg
HUDCO	213.3	3.3	20.7	24.4	MUTHOOTFIN	2143.5	-6.9	4.7	20.0
MAXHEALTH	1126.4	4.5	10.6	5.2	PHOENIXLTD	1497.8	-5.0	2.2	19.2
APOLLOTYRE	408.5	1.7	8.8	4.2	PNBHOUSING	926.6	-4.0	2.5	17.6
Short Covering seen in:					Long Unwinding seen in:				
Scrip	Price	Price chg	OI	OI Chg	Scrip	Price	Price chg	OI	OI Chg
HINDUNILVR	2350.7	2.3	15.7	-3.6	MANAPPURAM	226.2	-1.4	48.9	-5.6
MARICO	693.8	2.1	21.4	-3.3	BALKRISIND	2273.1	-1.8	2.8	-5.3
ACC	1990.3	0.5	3.2	-2.7	FINNIFTY	24236.2	-0.8	0.1	-4.1

NIFTY50 Options OI (CE OI = Resistance) (PE OI = Support)			
Symbol	Highest CE OI	Highest PE OI	CMP
ADANIEN	2600	2600	2241
ADANIPTS	1200	1200	1133
ASIANPAINT	2400	2400	2418
AXISBANK	1100	1050	1065
BAJAJ-AUTO	8500	6800	7579
BAJAJFINSV	2000	1800	1898
BAJFINANCE	9000	8000	8741
BRITANNIA	5500	5000	5343
CIPLA	1500	1300	1417
COALINDIA	400	450	375
DIVISLAB	6000	5500	5395
DRREDDY	1200	1000	1080
EICHERMOT	5500	5000	5274
GRASIM	2600	2500	2567
HCLTECH	1600	1360	1385
HDFCBANK	1860	1760	1772
HDFCLIFE	700	680	685
HEROMOTOCO	4000	3600	3622
HINDALCO	700	600	565
HINDUNILVR	2300	2300	2351
ICICIBANK	1400	1300	1305
INDUSINDBK	700	500	681
ITC	420	400	417
INFY	1600	1480	1408
IOC	130	130	132

NIFTY50 Options OI (CE OI = Resistance) (PE OI = Support)			
Symbol	Highest CE OI	Highest PE OI	CMP
JIOFIN	250	200	221
JSWSTEEL	1000	900	950
KOTAKBANK	2200	2000	2060
LT	3500	3500	3066
LTIM	4500	4000	4122
M&M	2800	2500	2532
MARUTI	12000	11000	11444
NESTLEIND	2300	2300	2345
NTPC	360	350	350
ONGC	260	220	223
POWERGRID	300	290	294
RELIANCE	1300	1200	1186
SBILIFE	1600	1500	1486
SBIN	800	800	744
SUNPHARMA	1800	1600	1656
TATACONSUM	1100	1000	1090
TATAMOTORS	700	500	585
TATASTEEL	160	120	128
TCS	3700	3000	3245
TECHM	1500	1200	1277
TITAN	3200	3000	3182
ULTRACEMCO	12500	11000	11407
UPL	700	600	616
WIPRO	270	240	236
ETERNAL	230	200	212

OI against MWPL

Symbol	MWPL	Open Interest	Limit for next day	% OI
MANAPPURAM	109606743	117672000	Ban	107%
HINDCOPPER	65482129	67037050	Ban	102%
NATIONALUM	178967755	181331250	Ban	101%
BSOFT	32732991	28516000	Ban	87%
AARTIIND	41800237	33032000	6678225	79%
CDSL	35530000	27563550	6189950	78%
SAIL	289139949	223104000	51578951	77%
GRANULES	29658038	22003000	6172136	74%
NMDC	689383367	482625000	172289198	70%
INDUSINDBK	120801433	83752000	31009361	69%
ANGELONE	11629844	8028800	3019551	69%
BANDHANBNK	193371093	132949600	50752938	69%
RBLBANK	121553638	83360000	32115956	69%
IDEA	8405889130	5659800000	2325794673	67%
LTF	168347815	113084928	46845496	67%
CANBK	672420574	443711250	195088295	66%
CHAMBLFERT	31728204	20624500	9517293	65%
IREDA	134388235	82934200	44734623	62%
IDFCFIRSTB	1384634147	854430000	460972439	62%
PNB	687763516	420336000	233039340	61%
BSE	21145594	12772875	7315439	60%
COFORGE	13371877	7961775	4741508	60%
ABCAPITAL	162341346	94456800	59767478	58%
MGL	13335005	7721200	4947054	58%
TATAELXSI	6986884	4012000	2625539	57%
BANKBARODA	372635498	211337100	142666623	57%
TITAGARH	16037381	9062500	6173011	57%
LICHSGFIN	60244101	33664000	23567895	56%
ABFRL	121576670	67932800	47565036	56%
VOLTAS	46126252	25285800	18534139	55%
IGL	154000160	83745750	62554402	54%
AUROPARMA	55970580	29389250	23782801	53%
HFCL	184840304	96479200	79119088	52%

OI against MWPL

Symbol	MWPL	Open Interest	Limit for next day	% OI
DLF	128335464	66949575	54969115	52%
BHEL	256482590	130496625	113161835	51%
BIOCON	93979873	46952500	42328379	50%

Derivative Recommendations:

Stock Name	Call (Buy/Sell)	Entry price	Targets	Stop Loss	Duration	Status
UNITDSPR 1460CE	Buy	30.8	44	22	1-2 Days	Open
PIDILITIND 2960CE	Buy	71	95	55	1-2 Days	Open

FROM THE EQUITY DERIVATIVE DESK:

NIRAV HARISH CHHEDA
AVP - DERIVATIVES AND TECHNICAL RESEARCH
E-Mail: nirav.chheda@nirmalbang.com
Tel no: 6273-8199/8000

AMIT BHUPTANI
SNR.DERIVATIVES AND TECHNICAL RESEARCH ANALYST
E-Mail: amit.bhuptani@nirmalbang.com
Tel no: 6273-8242/8000

DISCLOSURES

Research Reports that are published by Nirmal Bang Securities Private Limited (hereinafter referred to as "NBSPL") are for private circulation only. NBSPL is a registered Research Analyst under SEBI (Research Analyst) Regulations, 2014 having Registration no. INH000001766. NBSPL is also a registered Stock Broker with National Stock Exchange of India Limited, BSE Limited, Metropolitan Stock Exchange of India Limited, Multi Commodity Exchange of India Limited, National Commodity and Derivative Exchange Limited and Indian Commodity Exchange Limited in cash and Equity and Commodities derivatives segments.

NBSPL has other business divisions with independent research teams separated by Chinese walls, and therefore may, at times, have different or contrary views on stocks and markets.

NBSPL or its associates have not been debarred / suspended by SEBI or any other regulatory authority for accessing / dealing in securities Market. NBSPL, its associates or analyst or his relatives do not hold any financial interest (Except Investment) in the subject company. NBSPL or its associates or Analyst do not have any conflict or material conflict of interest at the time of publication of the research report with the subject company. NBSPL or its associates or Analyst or his relatives may or may not hold beneficial ownership of 1% or more in the subject company at the end of the month immediately preceding the date of publication of this research report.

NBSPL or its associates / analyst has not received any compensation / managed or co-managed public offering of securities of the company covered by Analyst during the past twelve months. NBSPL or its associates have not received any compensation or other benefits from the company covered by Analyst or third party in connection with the research report. Analyst has not served as an officer, director or employee of Subject Company. NBSPL / analyst has not been engaged in market making activity of the subject company.

Analyst Certification: The research analysts and authors of these reports, hereby certify that the views expressed in this research report accurately reflects my/our personal views about the subject securities, issuers, products, sectors or industries. It is also certified that no part of the compensation of the analyst(s) was, is, or will be directly or indirectly related to the inclusion of specific recommendations or views in this research. The analyst(s) principally responsible for the preparation of this research report and has taken reasonable care to achieve and maintain independence and objectivity in making any recommendations.

DISCLAIMER

This report is for the personal information of the authorized recipient and does not construe to be any investment, legal or taxation advice to you. NBSPL is not soliciting any action based upon it. Nothing in this research shall be construed as a solicitation to buy or sell any security or product, or to engage in or refrain from engaging in any such transaction. In preparing this research, we did not take into account the investment objectives, financial situation and particular needs of the reader.

This research has been prepared for the general use of the clients of NBSPL and must not be copied, either in whole or in part, or distributed or redistributed to any other person in any form. If you are not the intended recipient you must not use or disclose the information in this research in any way. Though disseminated to all the customers simultaneously, not all customers may receive this report at the same time. NBSPL will not treat recipients as customers by virtue of their receiving this report. This report is not directed or intended for distribution to or use by any person or entity resident in a state, country or any jurisdiction, where such distribution, publication, availability or use would be contrary to law, regulation or which would subject NBSPL & its group companies to registration or licensing requirements within such jurisdictions.

The report is based on the information obtained from sources believed to be reliable, but we do not make any representation or warranty that it is accurate, complete or up-to-date and it should not be relied upon as such. We accept no obligation to correct or update the information or opinions in it. NBSPL or any of its affiliates or employees shall not be in any way responsible for any loss or damage that may arise to any person from any inadvertent error in the information contained in this report. NBSPL or any of its affiliates or employees do not provide, at any time, any express or implied warranty of any kind, regarding any matter pertaining to this report, including without limitation the implied warranties of merchantability, fitness for a particular purpose, and non-infringement. The recipients of this report should rely on their own investigations.

This information is subject to change without any prior notice. NBSPL reserves its absolute discretion and right to make or refrain from making modifications and alterations to this statement from time to time. Nevertheless, NBSPL is committed to providing independent and transparent recommendations to its clients, and would be happy to provide information in response to specific client queries.

Before making an investment decision on the basis of this research, the reader needs to consider, with or without the assistance of an adviser, whether the advice is appropriate in light of their particular investment needs, objectives and financial circumstances. There are risks involved in securities trading. The price of securities can and does fluctuate, and an individual security may even become valueless. International investors are reminded of the additional risks inherent in international investments, such as currency fluctuations and international stock market or economic conditions, which may adversely affect the value of the investment. Opinions expressed are subject to change without any notice. Neither the company nor the director or the employees of NBSPL accept any liability whatsoever for any direct, indirect, consequential or other loss arising from any use of this research and/or further communication in relation to this research. Here it may be noted that neither NBSPL, nor its directors, employees, agents or representatives shall be liable for any damages whether direct or indirect, incidental, special or consequential including lost revenue or lost profit that may arise from or in connection with the use of the information contained in this report.

Copyright of this document vests exclusively with NBSPL. Our reports are also available on our website www.nirmalbang.com